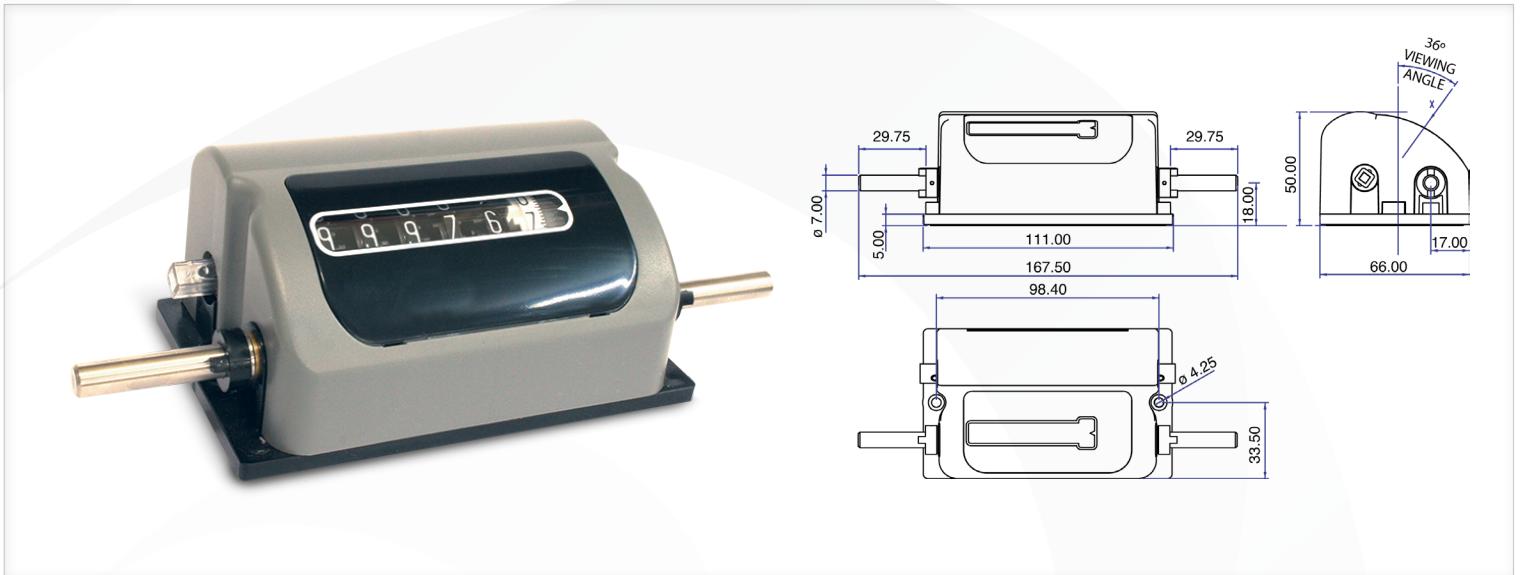


3602 Series

Mechanical Totalizing Counter



This unit counts revolutions on many different types of production machinery. Robustly constructed for continuous operation at high speeds with the main shaft running in double oil impregnated bearings to ensure accurate, long term, trouble free service. It is supplied with a double drive with wing bush, customer configurable reset.

Key Features


- 6-digit 6.4mm (0.25in) readout
- Up to 3000 counts per minute with 1:1 gear ratio
- 1:1, 1:10, 2:1, 3:1, 4:1 gearings as standard
- Front viewing
- Reset to zero
- Reset by lever
- Customer Configurable Reset

Specifications

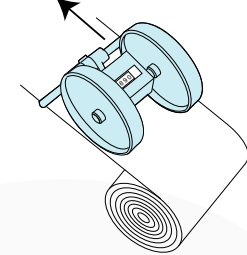
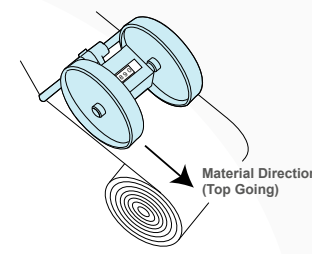
Display	White on black, decimals black on white 0.25in (6.4mm) figures
Base Material	Black PC-ABS plastic
Cover Material	Grey ABS plastic
Drive Shaft Diameter	0.275 inch (7mm) diameter
Gearing	1:1, 1:10, 2:1, 3:1, 4:1 as standard. Others on application
Bearings	Bronze, oil impregnated for life
Operating Torque	180g.cm (2.5oz.in) at 1:1 gearing
Maximum Shaft Speed	3000 RPM
Maximum Count Speed	3000 CPM
Accuracy	+/- 1%
Operating Temp	-10°C to +50°C [14°F to 122°F]
Storage Temp	-20°C to +50°C [-4°F to 122°F]
Environmental Protection	IP40
Nett Weight	200g

Measuring Wheel Ordering Information

Material	Width	12" circumference	18" circumference	1/3m circumference	1/2m circumference
Rubber Covered Plastic	3/4" (19mm)	007571	007573	007905	007574
Knurled Aluminum	3/4" (19mm)	001558	001622		



Part Number Ordering Chart

COUNTER TYPE	NUMBER OF DECIMAL PLACES	FIG WHEEL READING	GEAR RATIO	DRIVE DIRECTION
3602- FRONT VIEWING	0 NO DECIMAL PLACES	0 FULL FIGURES (PLAIN)	0 1:10	TC TOP COMING Material Direction (Top Coming) 
	1 ONE DECIMAL PLACE	1 0 - 11" FIG WHEEL (FEET & INCHES)	1 1:1	
ALL COUNTERS ARE 6 DIGIT RESET POSITION IS CUSTOMER SELECTIVE DOUBLE DRIVE SHAFT WITH WING BUSHES FITTED AS STANDARD EXAMPLE OF CODING: 3602 - 117TG 3602 = FRONT VIEWING 1 = ONE DECIMAL PLACE 1 = 0-11" FIG WHEEL (FEET & INCHES) 7 = 2:3 TG = TOP GOING 3602-117TG = 99999 - 11 / 2:3 / TOP GOING	2	2 0 - 9" FIG WHEEL (FEET & TENTHS)	2 2:1	
	3	3 0 - 9" FIG WHEEL (YARDS & TENTHS)	3 3:1	
	4	4 FULL FIGURES (FEET)	4 4:1	
	5	5 FULL FIGURES (YARDS)	5 1:25	
	6	6 FULL FIGURES (METRES)	6 10:1	
	7	7 0 - 7/8" FIG WHEEL (YARDS & EIGHTHS)	7 2:3	
	8		8 128:105	
	9	9 0 - 9cm FIG WHEEL WITH 100 LINES(M/cm)	9 64:105	
				TG TOP GOING Material Direction (Top Going) 



Trumeter (The Americas)
 6601 Lyons Rd, Suite H-7
 Coconut Creek, Florida
 FL 33073,
 USA
 Tel: +1 954 725 6699
 Email: sales.usa@trumeter.com

Trumeter (Europe)
 Pilot Mill
 Alfred Street
 Bury,
 BL9 9EF
 Tel: +44 161 674 0960
 Email: sales.uk@trumeter.com

Innovative Design Technologies Sdn. Bhd
 Lot 5881, Lorong Iks Bukit Minyak 1
 Taman Perindustrian Iks, 14000 Bukit Tengah
 Penang, Malaysia
 Web: www.idtworld.com
 Tel: + 604 5015700
 Email: sales.my@idtworld.com